



PEP OPEN HOUSE

PERSONALIZED EDUCATION PROGRAM

Personalized Education Program Family Open House

September 28th, 2023




Agenda

- Legislative Updates
- Scholarship Overview
- Funding Information
- MyScholarShop
- Purchasing Guide – instructional materials and specialized services
- Reimbursements in EMA
- Resources
- Frequently Asked Questions

Please note: We do not have the Q&A option available; but you can submit questions in the post-webinar survey.





Legislative Updates

Legislative Updates

New legislation (HB 1) passed that affects Florida's school choice programs. Signed by Governor DeSantis on March 27, these changes took effect on July 1, 2023.

PEP, funded through the Florida Tax Credit Scholarship, is an education savings account program that allows parents to customize the education of students who are not attending public or private schools full-time. PEP allows parents to purchase instructional materials, pay for part-time tuition at public or private schools, and even tuition and fees in home education instructional programs.

House Bill 1

- Expanded eligibility for all K-12 students, regardless of household income, and converted the scholarships into education savings accounts, or "ESAs".
- Created a new program called the Personalized Education Program, or "PEP". An education savings account program that allows parents to customize the education of students who are not attending public or private schools full-time.



Scholarship Overview

How the Personalized Education Program (PEP) Works



WHAT IS PEP?

PEP, funded through the Florida Tax Credit Scholarship, was created to serve Florida's families who would prefer not to enroll their child full time in public or private school and would like access to an education savings account to fund their student's learning directed by the parent.

STUDENT LEARNING PLAN

A Student Learning Plan (SLP) is a customized learning plan developed by parents at least annually to guide instruction for their students and to address the services needed to fulfill the academic needs of their student.

The SLP must be completed before a student can be funded.

SLPs are only required for students on the Personalized Education Program. However, if you have additional children on other scholarship programs, the SLP is still available as a resource.

HOW TO APPLY

Parents apply for the scholarship through a scholarship-funding organization like Step Up For Students.

Requirements for the Personalized Education Program (PEP)

- Must be registered with a Florida Department of Education (FLDOE) approved scholarship funding organization (SFO) such as Step Up For Students, as a PEP student, and **not** be registered as a Home Education Student with the school district.
- Registration in a home education program with the school district must be terminated.
- Must not be enrolled full-time in a private school, public school, charter school, school for the deaf and blind, college preparatory academy, developmental research school, or juvenile justice school



Please note: we do not recommend terminating home ed status until the child has been awarded PEP due to program capacity limits

Requirements for the Personalized Education Program (PEP) cont...



- Students must be at least age 5 by Sept 1 of the school year in which they wish to enroll.
- Parents and guardians must annually develop a “Student Learning Plan” to guide instruction and address the students’ learning needs and submit the plan to the SFO.
- Must take a FLDOE approved national norm-referenced test and submit results to the SFO.
- Must complete a sworn compliance statement through the SFO.

What the Personalized Education Program (PEP) Covers

- Instructional materials (including digital materials and internet resources)
- Curriculum
- Tuition for full-time or part-time enrollment in a home education instructional program
- Education at an eligible postsecondary educational institution or approved apprenticeship program
- Fees for nationally standardized norm-referenced tests and other assessments
- Contracted services provided by a public school or school district
- Tuition and fees for part-time eligible private school
- Part-time tutoring services
- An approved virtual course
- Tuition as a private pay student at Florida Virtual School
- Fees for a Choice Navigator

**ANNUAL ASSESSMENT
REQUIREMENT FLDOE**




Funding Has Arrived!



Our first wave of funding for PEP students has arrived. We are continuing to process applications and award students in the PEP program, and they will be funded following their award.

Funding Information and Resources



PEP Parent Handbook



Purchasing Guide




COMING SOON

my
Scholar**SHOP**



What is MyScholarShop?

- This one-stop online shopping experience was created for families who have an education saving account
 - MyScholarShop is a portal that allows you to purchase pre-approved instructional materials and curriculum without having to pay out of pocket
 - **The benefits of MyScholarShop are...**
 - MyScholarShop vendors are paid directly through your child's scholarship account with no out-of-pocket costs
 - Everything on MyScholarShop is preapproved
 - No reimbursement paperwork is needed
- 

“Pick it, Click it, and Ship it”

How does MyScholarShop work?

- Search for what you need as you would on any online store and find the items you want.
- Put them in a cart and check out when you're ready.
- MyScholarShop will do the rest, including checking to ensure you have available funds.

Please note: You are not obligated to use MyScholarShop. You can purchase pre-approved instructional materials and curriculum directly from vendors and then apply for reimbursement.



MyScholarShop New Vendors



Excalibur Solutions STEM Academy offers STEM education opportunities that focus on the Technology and Engineering aspects of STEM. We teach computer programming, electronics, 3D design, and other concepts that develop 21st century skills and prepare students to pursue a STEM-related field in college or as a career. Our content is available as a subscription to a collection of self-paced, instructor-led video lessons grouped into projects that highlight specific concepts or technologies. We currently have over 550 lessons, and we strive to add on average two new projects (between 30 and 40 additional lessons) each month. With us, learning is authentic, project-based, and interdisciplinary.

Website: <https://stem.excalibur-solutions.com/>



Mr. D Math offers a complete solution as an adaptive learning management system with a personalized learning platform, individualization, differentiation, and personalization. Mr. D left the public school system to develop an online curriculum for all levels of high-school math, from pre-algebra to pre-calculus. His unique and effective approach allows students to understand math as a language, raising their test scores on standardized tests.

Website: <https://mrdmath.com/>




Home School Tools hands-on science approach sparks curiosity, fuels wonder, and ignites inquiry for a memorable, highly engaged learning experience. Their products enable teachers in the home and classroom by simplifying prep time, adapting to multi-age and classroom groups, and making teaching easier, regardless of your science background. HST products and resources have been developed by teachers, scientists, engineers, and homeschoolers who together have decades of science education experience. Trusted and proven in the home and classroom alike.

Website: <https://www.homesciencetools.com/>



**Personalized Education Program
(PEP)
Purchasing Guide**



Purchasing Guide



Florida state law requires Scholarship Funding Organizations (SFOs), like Step Up For Students, to prepare a purchasing guide for parents/guardians of scholarship students and that the guide be updated at least annually.



The FTC, FES-EO and PEP Purchasing Guide

Purchasing Guide (continued)

The purchasing guide:

- ✓ Creates clear and consistent guidelines across all SFOs.
- ✓ Allows ongoing feedback from the families we serve.
- ✓ Clarifies some of the categories in the former "pre-approved" list.
- ✓ Gives more insight into how parents/guardians can and cannot use their child's scholarship.



Highlights from the Purchasing Guide

- Gardening or horticultural lessons and supplies.
- Cooking classes and supplies.
- Programming/Digital production lessons.
- Ticketed events, including plays, musicals, or orchestra...
...and much, much more!!



Approved Uses Of Funds

- Instructional Materials
- Curriculum
- Standardized Testing Fees
- Contracted Services provided by a Public School or School District
- Field Trips
- Home Education Instructional Program (for PEP Students Only)
- Approved Pre-apprenticeship Program
- Full-time Private Tutoring Program (for PEP Students Only)
- Electives
- Fees for Part-Time Tutoring or Choice Navigator Services

**See page 11 in the
Parent/Guardian Handbook for a full
list of Eligible ESA Expenses**


Requirements for Eligible Provider of Electives

Eligible providers for enrichment or elective subjects should have at least one of the following:

- A current Florida educator's certificate.
- At least 3 years of experience in the relevant subject area as demonstrated by employment records.
- Currently enrolled in a postsecondary educational institution as a student of the relevant subject area.
- A degree from a postsecondary educational institution in the relevant subject area.
- A certification or national accreditation in the relevant subject area.

See page 15-16 in the
Parent/Guardian Handbook

Important Notes



- Many items and providers are already "Pre-Approved" and located in the 23-24 FTC/EO (PEP) purchasing guide.
- Some Instructional Materials have restrictions (such as age restrictions), so familiarize yourself with these before submitting for reimbursement.
- There are also specific requirements for tutors and other providers to ensure a high-quality educational experience.
- MyScholarShop (MSS) will be available later this fall for purchases that will come directly from your ESA account.



Purchasing Guide Cont...

Instructional Materials

At Home Classroom Furnishing Update

- **ADDED** desks, chairs, storage, picnic tables, indoor projectors, projector screens.
- Frequency of Purchase: These items are still only allowed every 2 years.
- **Please note:** Multiples of any item under “At Home Classroom Furnishing” are not permitted.



See page 8 in the Purchasing
Guide

Books



- Books are neither capped in annual spending.
- Two copies of a book are permitted in the event that the second copy is used as a parent/guardian or companion reader. **However, requests for more than two copies of the same book will be denied.**
- Books with content that may pose a threat to the student or others or promote violence or criminal behavior are ineligible for purchase.

Share Your Feedback With Us!

As you are utilizing the Purchasing Guide, we have created a feedback form and survey for parents/guardians.

We encourage you to utilize this form to provide feedback and suggestions for the Purchasing Guide.

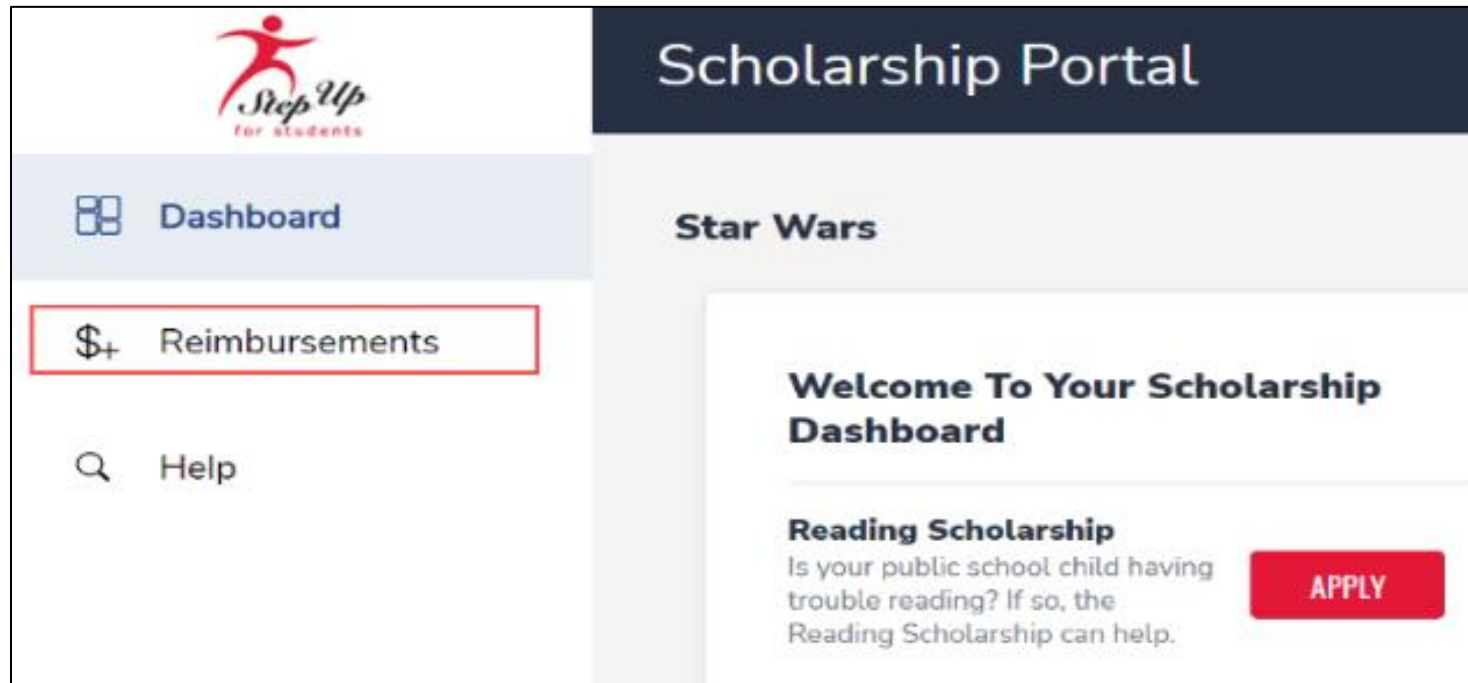
Step Up will review these suggestions periodically and implement improvements when appropriate. Please scan the QR code to provide feedback.



Reimbursements in EMA



Reimbursements in EMA



Once you are signed into EMA, click Reimbursements on the left panel of the Dashboard

Reimbursements in EMA

Reimbursements

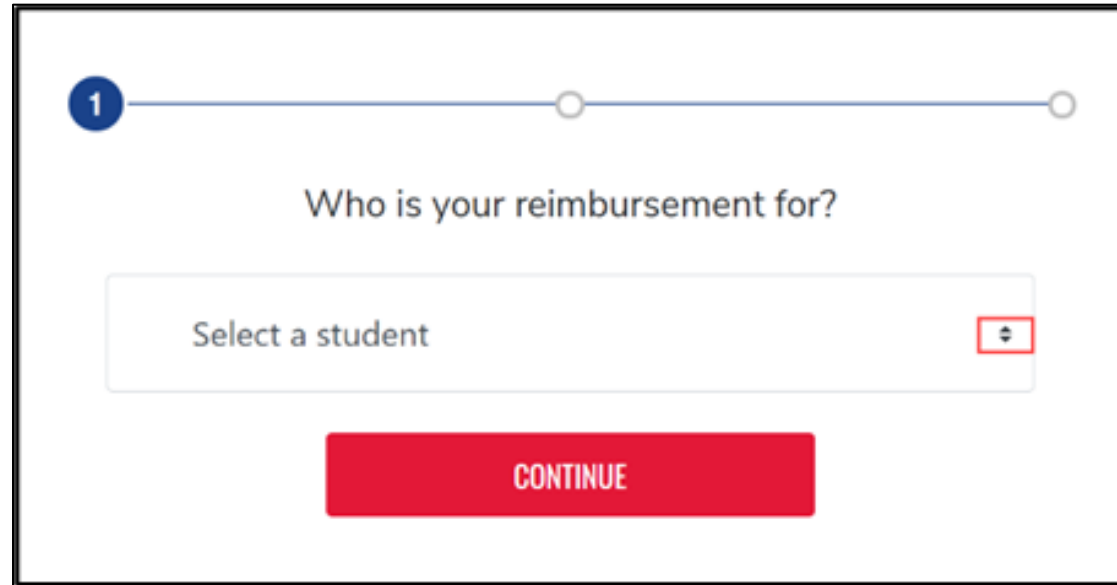
[+ NEW](#)

REIMBURSEM	PROGRAM	DATE	PROVIDER	STUDENT	AMOUNT	STATUS	VIEW	RECEIPTS
No records to display.								

From 1 to 0 of 0

From the Reimbursements screen, select NEW

Reimbursements in EMA



1

Who is your reimbursement for?


Select a student

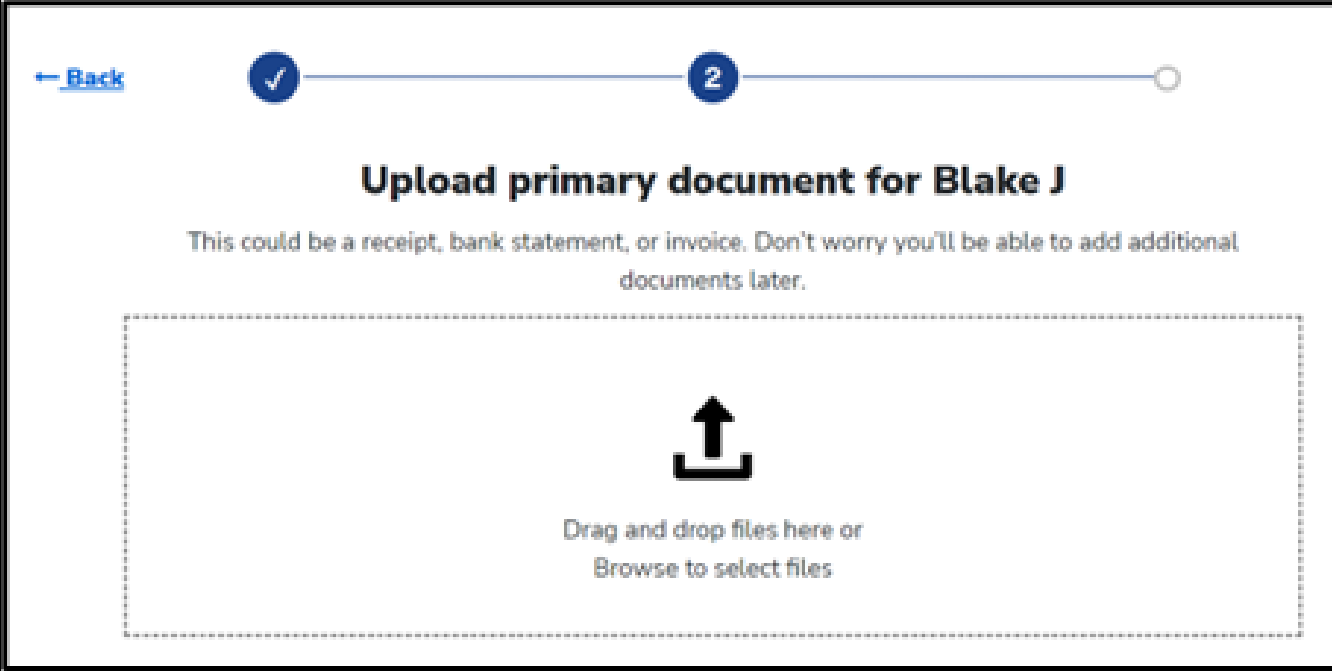
CONTINUE

The screenshot shows a user interface for selecting a student for reimbursement. At the top, there is a progress indicator with a blue circle containing the number '1'. Below this is the question 'Who is your reimbursement for?'. Underneath the question is a dropdown menu with the text 'Select a student' and a small downward arrow icon on the right. Below the dropdown menu is a red button with the text 'CONTINUE' in white capital letters.

**From the dropdown menu, select a student,
and then select CONTINUE.**

Reimbursements in EMA

Drag and drop a file onto the  icon to upload the primary document or receipt for the student selected.

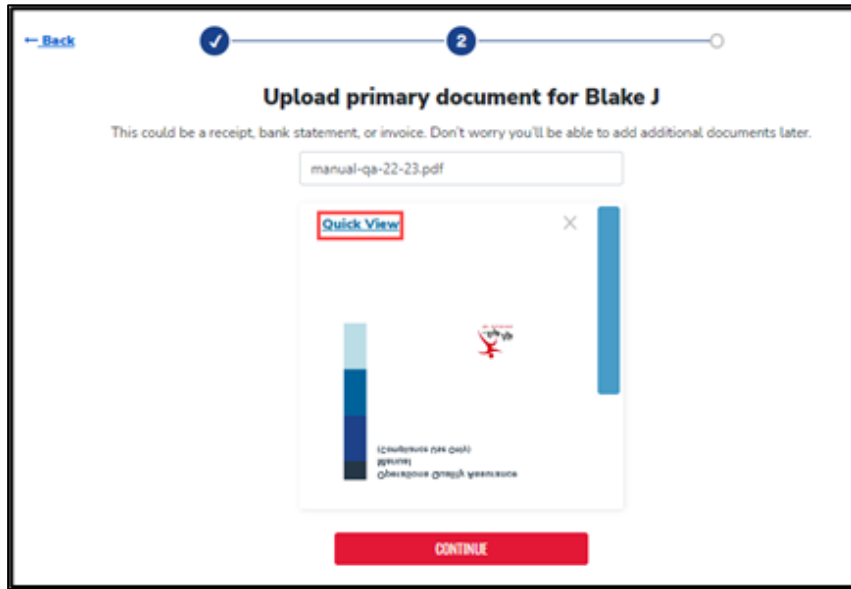


The screenshot shows a web interface for uploading a document. At the top left is a "[← Back](#)" link. A progress bar at the top has two steps: the first is a blue circle with a white checkmark, and the second is a blue circle with the number "2". Below the progress bar is the heading "Upload primary document for Blake J". Underneath is a sub-heading: "This could be a receipt, bank statement, or invoice. Don't worry you'll be able to add additional documents later." A large dashed rectangular box contains a central upload icon (a square with an upward-pointing arrow) and the text "Drag and drop files here or Browse to select files".

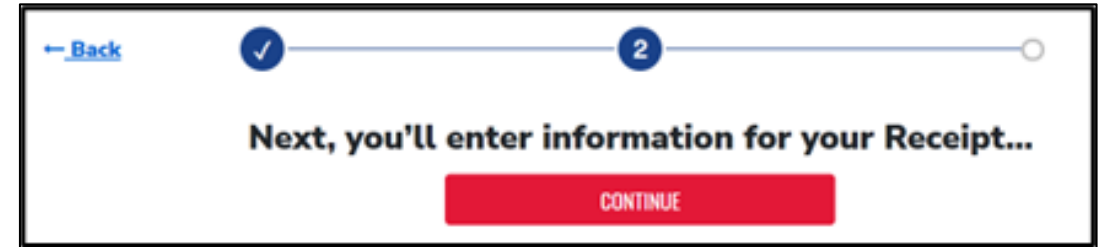
Note:

- You will have the opportunity to upload additional documents later in the process.
- The file must be a png, jpg, jpeg or PDF.

Reimbursements in EMA



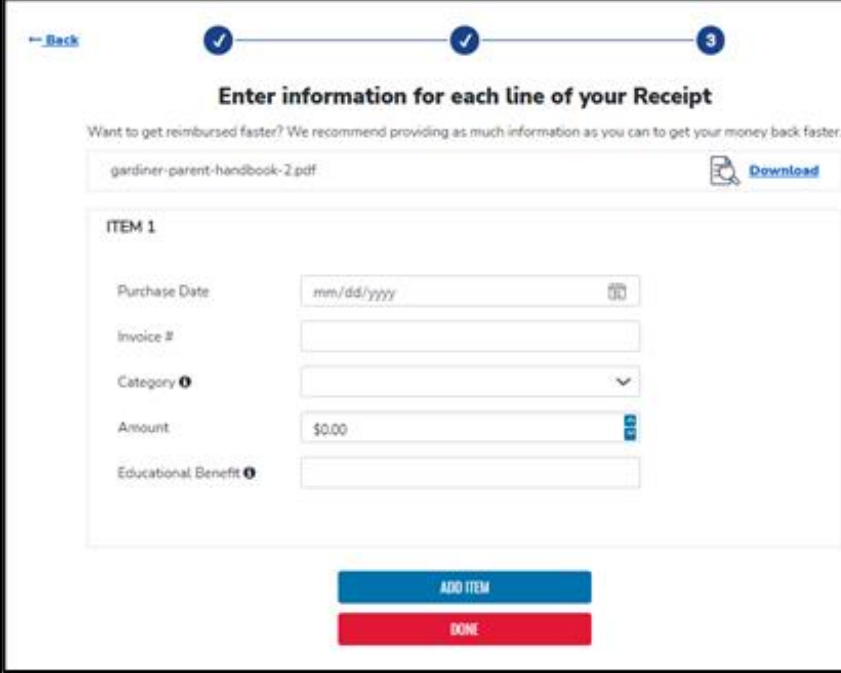
Select **Quick View** to review the document or receipt, as necessary, and then select **CONTINUE**.



Select **CONTINUE** again.

Reimbursements in EMA

Complete the **required fields** for each item.
To add another item to the reimbursement request select **ADD ITEM**. When all items are added and fields are complete, select **DONE**.

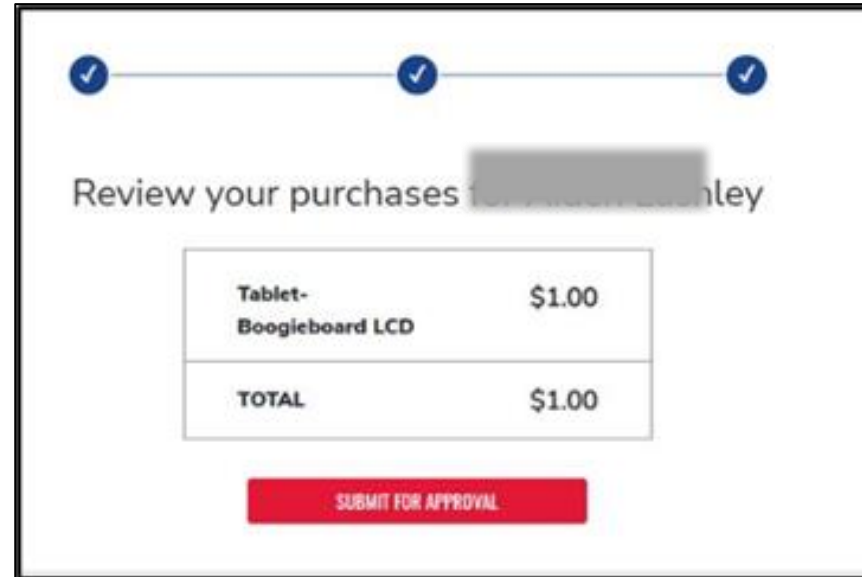


The screenshot shows a three-step process for adding a receipt item. Step 3 is active. The form title is "Enter information for each line of your Receipt". A note suggests providing as much information as possible for faster reimbursement. A file named "gardiner-parent-handbook-2.pdf" is uploaded, with a "Download" button. Below, "ITEM 1" is shown with fields for Purchase Date (format: mm/dd/yyyy), Invoice #, Category (dropdown), Amount (\$0.00), and Educational Benefit (required field). At the bottom are "ADD ITEM" and "DONE" buttons.

Note:

- Select **Download** to review the primary document or receipt uploaded to the reimbursement.
- Select **Back** to go back and make any edits necessary.

Reimbursements in EMA



Review your purchases [REDACTED] ley

Tablet-Boogieboard LCD	\$1.00
TOTAL	\$1.00

SUBMIT FOR APPROVAL

The review screen displays. Select **SUBMIT FOR APPROVAL** to complete the reimbursement request.

Reimbursements in EMA

▼	30 [REDACTED] ES-UA	09/19/2023	Barnes & Noble	N [REDACTED]	\$27.50	Submitted	Details	View
ID	CATEGORY	TYPE	DESCRIPTION	AMOUNT	STATUS			
30 [REDACTED]	Instructional Material	Books	Print	\$27.50	Submitted			

To check the status of a submitted reimbursement, simply click **REIMBURSEMENTS** again and you will be able to see that status of each reimbursement you have submitted.



Resources

HOW TO FIND YOUR USERNAME OR RESET YOUR PASSWORDS

The image shows the login page for the Education Market Assistant (EMA) system. At the top, there is a logo featuring an owl wearing a graduation cap, with the text "EMA Education Market Assistant Welcome!". Below the logo are two input fields: "Username" and "Password". To the right of the "Username" field is a link labeled "Forgot Username?". To the right of the "Password" field is a link labeled "Forgot Password?". Below the password field is a "Show" button. There is a checkbox labeled "Keep me signed in". A prominent red button labeled "LOG IN" is centered below the form. At the bottom, there are two links: "Don't have an account? Sign Up" and "SUFS Team Member? Sign In". Two red arrows point from text boxes on the right towards the "Forgot Username?" and "Forgot Password?" links respectively. The "Forgot Username?" link is highlighted with a blue border, and the "Forgot Password?" link is highlighted with a red border.

To retrieve your username, click the "Forgot Username?" link here

To reset your password, click the "Forgot Password?" link here



Step Up For Students

Step Up For Students

@stepup4students 6.9K subscribers


123 videos

Link:

<https://youtu.be/Rn2fwQFvpBY?si=93p5wCDyXuPlfU7x>



It's Q & A Time!



PEP FAQ's

It's Q & A Time!

What are the requirements for a PEP student?

- Must be registered with a Florida Department of Education (FLDOE) approved scholarship-funding organization (* SFO)
- Must not be enrolled full-time in a public school, charter school, school for the deaf and blind, college preparatory academy, developmental research school, or juvenile justice school.
- Be at least age 5 by Sept 1, of the school year in which they wish to enroll.
- Must annually submit a Student Learning Plan (SLP) to the * SFO.
- Must take an FLDOE-approved national norm-referenced test and submit results to the * SFO.
- Must complete a sworn compliance statement through the * SFO.

What is the Student Learning Plan and how will it affect my child's education?

- A Student Learning Plan (SLP) is a customized learning plan developed by parents at least annually to guide instruction for their students and to address the services needed to fulfill the academic needs of their students.
- SLPs are only required for students in the Personalized Education Program.

What will this education savings account pay for?

Instructional material (including digital materials and internet resources), curriculum, tuition for full-time or part-time enrollment in a home education instructional program, education at an eligible postsecondary educational institution or approved apprenticeship program, fees for nationally standardized norm-referenced tests and other assessments, contracted services provided by a public school or school district, tuition and fees for part-time tutoring services, an approved virtual course, tuition as a private pay student at Florida Virtual School, and fees for a "Choice Navigator."

**SFO- State Funding Organization (Step Up for Students is an SFO)*

It's Q & A Time!

Why do I have to apply through the Income-based scholarships (Florida Tax Credit Scholarship/FTC) to apply for PEP?

HB1 requires PEP students to be funded through the Florida Tax Credit Scholarship (FTC). FTC and PEP students are both using the same funding source.

Will I have to officially terminate my home education program?

Yes, a student cannot be both registered in the PEP program and as a home education program student with the district. You will need to notify your school district of your intention to terminate your home education program and enroll as a PEP student through an SFO.

Is a PEP student permitted to take classes at a career and technical program or school?

Yes, you may pay for part-time enrollment through PEP.

Can PEP students be enrolled in Florida Unschoolers?

There would be no need since you are meeting the FL mandatory attendance requirements through the PEP program requirements.

What happens to my child's test score?

It will be collected by their SFO and sent to the Learning Institute at Florida State University for score reporting.



**Personalized
Education Program
(PEP)**

JOIN US



**October PEP Open House
Register Today**

October 26th, 2023

9 AM, 12 PM & 6 PM



**Frequently Asked
Questions & EMA Support**

Contact Us

Step Up For Students

 877.735.7837

Monday – Friday

8:00 AM – 6:30 PM





Help Us Serve You Better...

**PLEASE COMPLETE
OUR SURVEY!**

**Thank you
for attending
our webinar**

Upcoming Webinar

PEP

October 26th

See you next time!