



PEP OPEN HOUSE

PERSONALIZED EDUCATION PROGRAM

Personalized Education Program (PEP) Open House

June 27th, 2024

Agenda

Scholarship Updates

Communications

MyScholarShop: New Vendor Alert

Purchasing Guide Hot Topics

SLP and Test Score Requirements

Summer Resources

Please note: We do not have the Q&A option available; but you can submit questions in the post-webinar survey.





Scholarship Updates



ACTION NEEDED for your PEP student

Dear Parent Guardian,

Congratulations again on your student's Personalized Education Program (PEP) scholarship award through the Florida Tax Credit (FTC) program for the 2024-25 school year.

Important:

- If the 2024-25 school year is the first year your student will be using the PEP scholarship, you only need to complete the first requirement below.
- For students who also used the PEP scholarship for the 2023-24 school year, you must complete both requirements below.

If you have any questions after reading the below, we encourage you to attend our June Open House for PEP families which will cover both requirements. Registration information can be found at the bottom of this email.

Complete Your Student's Learning Plan (Required for ALL PEP Students)

It is now time to complete a **2024-25** Student Learning Plan (SLP) for your student within EMA.

IMPORTANT: Please make sure to select **2024-25** from the drop-down to complete a 2024-25 SLP in EMA.


Subject: Action Needed for your PEP student

Sent: 06/24/24

PEP Student Application Checklist



The New Application Season is Now Open School Year 24 - 25

 **Renewal Student Application Checklist**

Documents required for all renewal applications (FTC, FES-EO, FTCPEP and FES-UA)
 A student is considered a renewal if funded for the 2023-24 school year.


Proof of Florida residency (for primary parent/guardian only)
 All documents must be current (within 2 months from the submission date, if a recurring bill/statement), valid, and match the primary parent's/guardian's full name and the current physical street address provided on the application.
 Proof of Residence can be established with one document from Column A or two different documents from Column B.

Column A (upload one document)	Column B (upload two different documents)
Utility bill (electric, gas, water)	Florida driver's license or state-issued ID*
Mortgage statement or residential lease agreement	Paystub*
Proof of current government benefits: Social Security, Veterans Affairs, Disability, Medicare, Section 8/ HUD, TANF, SNAP, DCF correspondence	Automobile insurance statement*
Homestead or Property tax statement/assessment	
Permanent change of station (PCS) military orders	
Homeless Verification or Certificate	
Migrant Address Verification Letter	
Property deed	

*A secondary document is necessary.
 New for the 2024-25 school year: Proof of residency is no longer required for secondary guardians.

The application checklist and renewals can be found using the link below.

[Application Checklist](#)

 **New Student Application Checklist**

Documents required for all new applications (FTC, FES-EO, PEP and FES-UA)

Proof of Florida residency (for primary parent/guardian only)
 All documents must be current (within 2 months from the submission date, if a recurring bill/statement), valid, and match the primary parent's/guardian's full name and the current physical street address provided on the application.
 Proof of Residence can be established with one document from Column A or two different documents from Column B.

Column A (upload one document)	Column B (upload two different documents)
Utility bill (electric, gas, water)	Florida driver's license or state-issued ID*
Mortgage statement or residential lease agreement	Paystub*
Proof of current government benefits: Social Security, Veterans Affairs, Disability, Medicare, Section 8/ HUD, TANF, SNAP, DCF correspondence	Automobile insurance statement*
Homestead or Property tax statement/assessment	Health insurance statement*
Permanent change of station (PCS) military orders	Homeowners or renters insurance policy*
Homeless Verification or Certificate	Mortgage acceptance letter*
Migrant Address Verification Letter	*A secondary document is necessary.
Property deed	

New for the 2024-25 school year: Proof of residency is no longer required for secondary guardians.

Declining Scholarships Form



Decline From (English)



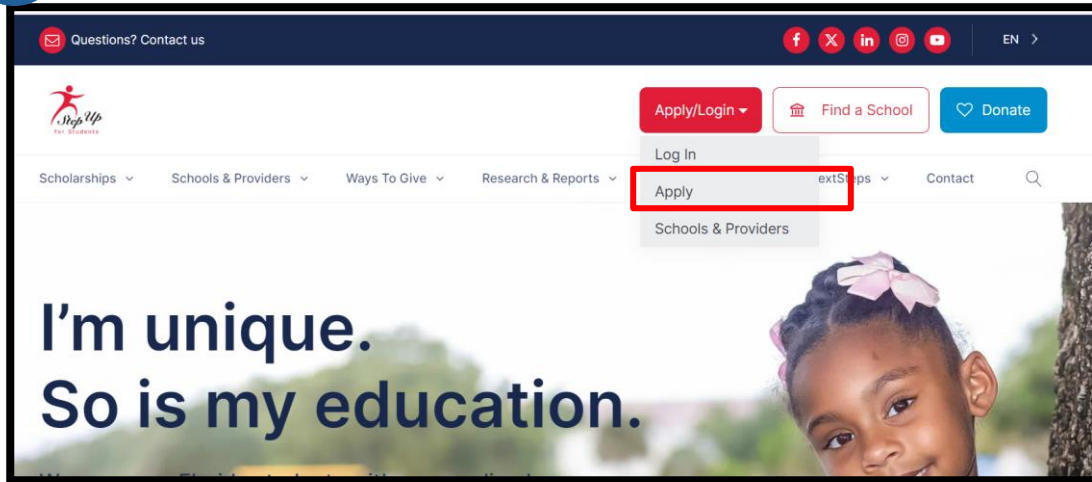
Decline From (Spanish)



Step Up for Students Website

PEP Application Resources

1



1. Visit stepupforstudents.org
2. Click on the red **“Apply/Login”** tab at the top of the page
3. Select **“Apply”** in the dropdown

4. Scroll down until you see the blue box titled, **“Resources”**
5. Under the PEP section you will see all the resources mentioned for Season Open

2

Resources

- Scholarship Application Checklist
- Agreed-Upon Purchasing Guidelines Document Library
- FTC/FES-EO/PEP**
 - FTC/FES-EO Purchasing Guide
 - Renewal Families: Application Process Video
 - Renewal Families: Application Presentation
 - New Families: Application Process Video
 - New Families: Application Presentation
 - Adding a Student in EMA: New and Renewal
- FES-UA**
 - FES-UA Purchasing Guide
 - Renewal Families: Application Process Video
 - Renewal Families: Application Presentation

PEP Application Resources



**Renewal Application Process
PEP SY 24-25**



**New Application Process
PEP SY 24-25**



Largest Education Choice Scholarship Expansion in U.S. History



SCHOLARSHIP	2022-23 FUNDED (PRE-HB 1)	2023-24 FUNDED	2024-25 AWARDED TO DATE
Florida Tax Credit Scholarships	97,008	129,530	123,298
Family Empowerment Scholarships – Educational Options	83,541	146,477	152,852
Family Empowerment Scholarship - Unique Abilities	68,564	91,057	93,405
Hope Scholarship	788	865	Merged with FTC/FES-EO Program
Personalized Education Program	N/A	19,514	41,208

NEW
MyScholarShop
VENDORS



MyScholarShop New Vendors



Company Name	Description of Services	Website
<p>Mightier</p> 	<p>Mightier blends digital gaming with off-screen activities to teach coping skills through play. It has 25+ games that teach your child how to regulate their emotions and use calming skills, while wearing a heart rate sensor.</p>	<p>https://www.mightier.com/</p>
<p>STEM Sims</p> 	<p>Provides virtual laboratories and engineering design simulations for grades K-12. However, it's not just simulations. You'll receive lessons, methods, video walkthroughs and more. All designed to support a robust, minds-on STEM curriculum.</p>	<p>https://stemsims.com/</p>
<p>Classic Learning Test</p> 	<p>Classic Learning Test (CLT) offers online and paper assessments for grades 3-12 that evaluate reading, grammar, and mathematics and provide a comprehensive measure of achievement and aptitude. CLT exams emphasize foundational critical thinking skills and are accessible to students from a variety of educational backgrounds.</p>	<p>https://www.cltexam.com/</p>
<p>Alpha Earl Apps</p> 	<p>Alpha Earl Apps LLC has created a fun, educational playing card game - Make Your Words Count! MYWC cards help keep youth, adults and seniors engaged, enhance their vocabulary, learning skills, creates a social activity and more.</p>	<p>https://alphaearlapps.com/</p>
<p>Fantastic Game</p> 	<p>Board games, card games and puzzles. We have everything you can play on a table with your family and friends.</p>	<p>https://www.fantasticgames.com/</p>
<p>Homeschool Boss</p> 	<p>Serving Homeschool Families Across The United States. We Make The Whole Process A Breeze! Online, Untimed, & Adaptive. Get In Touch W/ Our Knowledgeable Team For More Information. Untimed Tests. Detailed Score Report. Online And At-Home. Adaptive.</p>	<p>https://homeschoolboss.com/</p>



June 2024

PURCHASING GUIDE HOT TOPICS

**Digital Materials,
Wi-Fi**

&

Internet Services



Digital Materials

Approved Digital Materials/Items:

- CDs
- DVDs
- Digital documents
- E-books
- Audiobooks
- Subscription or membership access to eBooks or Audiobooks for the student



Educational Software & Subscriptions

Approved Educational Software & Subscriptions

- **Software Subscriptions:**
 - Word Processing
 - Microsoft Office
 - Adobe, Video
 - Music Editing Software
 - LexisNexis
 - QuickBooks
- Magazine Subscription
- Newspaper subscription



Ineligible Educational Software & Subscriptions

- Video/TV/Online Streaming Services
- Musical Streaming Services
- In-Game Purchases or Credits
- Live Television
- Social Media (except LinkedIn Learning for Students)

Wi-Fi And Internet Services

Wi-Fi & Internet Services What's Covered?

- In-home internet services at the Florida residential address associated with your student's scholarship application.
- Modem or router rental from the internet service provider and billed with a monthly internet service is also eligible.





Susan Smith
5308 Sunshine Ln
JACKSONVILLE FL 32207-5002

Service Address

AutoPay: Set up automatic payments that you can update whenever you want. Go to att.com/autopay today.

Managing your AT&T bills, products, and services on the go? It's a snap with myAT&T. Go to att.com/myatt to sign in or sign up.

Total due
\$116.97

Due Now: \$106.98

Account summary

Your last bill \$106.98
Due Now \$106.98

Service summary

Account charges	Page 2	\$106.98
Internet	Page 2	\$0.00
Total services - due Feb 04, 2024		\$106.98

Total due \$116.97

Ways to pay and manage your account:

myAT&T app iPhone and Android
att.com/pay
800.288.2020 TTY: 800.651.5111



Return this portion with your check in the enclosed envelope. Payments may take 7 days to post.



Susan Smith
5308 Sunshine Ln
JACKSONVILLE FL 32207-5002

Total due: \$116.97
Due Now: \$106.98

Account number: 1234567890
Please include account number on your check
Make check payable to:

CHECK FOR AUTOPAY (SEE REVERSE)

AT&T
PO BOX 5014
CAROL STREAM, IL 60197-5014

Retailers Name

Services Billed For & Dates Of Service

Amount Requesting



Page: 2 of 3
Issue Date: Jan 12, 2024
Account Number: 1234567890

Service activity

Account charges

Activity since last bill Dec 13 - Jan 12
1. Late Payment Fee Jan 04
Total for Account charges \$106.98

Internet

Monthly charges Jan 13 - Feb 12
1. Internet 100 Stand-alone (Access from AT&T Promotional Offer) \$106.98
2. Access Unlimited Usage Plan \$0.00
Total for Internet \$106.98

Usage summary

Data	Used
Data allowance (unlimited GB)	3,962

News you can use

It's easier with myAT&T!

Make payments and payment arrangements, check your balance and usage, and get help. Manage your device, plan and features, shop, upgrade, and add lines. Visit att.com/myatteasy2

Never miss another moment

Stay connected with those you love and save when you bundle AT&T internet and wireless. Don't let another moment pass you by. Learn more by calling us today at 800.900.2888.

"Hey Alexa, call Mom."

Learn how to make handsfree calls from your Alexa devices. Just ask "Alexa, what is AT&T Calling?" or visit att.com/NumberSync

Important information

Late payment fee

A late payment fee of up to \$9.99 will be assessed if payment is not received on or before the due date.

ACP support

If you have any questions or concerns about your Affordable Connectivity Program (ACP) benefit, please call us at the AT&T ACP Center 866.986.0963.

Important information continues...

You or anyone in your household has the option to file a complaint against AT&T (or any other participating ACP provider) via the Federal Communications Commission's Consumer Complaint Center. See fcc.gov/ complaints or call 888.225.5322 for the process to register a complaint.

Electronic check conversion

Paying by check authorizes AT&T to use the information from your check to make a one-time electronic fund transfer from your account. Funds may be withdrawn from your account as soon as your payment is received. If we cannot process the transaction electronically, you authorize AT&T to present an image copy of your check for payment. Your original check will be destroyed once processed. If your check is returned unpaid you agree to pay such fees as identified in the terms and conditions of your agreement, up to \$30. Returned checks may be presented electronically. If you want to save time and stamps, sign up for AutoPay at att.com/autopay using your checking account. It's easy, secure, and convenient!

Internet usage allowance

Unless your internet plan includes an unlimited data usage allowance, your total internet usage allowance will consist of your 1.5 terabyte (1.5 TB or 1,536 GB) plan usage allowance plus any additional offers. Exceeding your total internet usage allowance will result in a charge of \$10 for each additional 50 GB of data even if less than 50 GB is consumed up to a maximum overage charge of \$100 a month. Visit att.com/internet-usage to view details of your internet data usage.

Customer support

Wi-Fi And Internet Services: Sample Receipt



**Personalized Education Program (FTCPEP)
Student Learning Plan (SLP)**

What is the Student Learning Plan (SLP)?

A **Student Learning Plan (SLP)** is a plan developed by a parent/guardian to guide instruction for their student.

Florida state law requires that a **Student Learning Plan** be completed for a Personalized Education Program (FTCPEP) student annually, but this tool can be used by students in any scholarship program.

Your **SLP** may be used to help identify goods or services that can help address a student's learning priorities.



FTC-PEP Student Learning Plan: Update



Student Learning Plan (SLP)

Parents/Guardians are **required to create and update a student learning plan for their PEP student annually before their student's scholarship can be funded.** This option in EMA can be accessed in multiple ways now.

1. From the Parent/Guardian Dashboard
 - a) View Student
 - b) SLP section
2. From the “My Students” option

Step Up For Students funds FTCPEP students on a quarterly schedule. If an SLP is not received prior to funding distribution, the students will need to wait until the following quarter to receive scholarship funds.

You can either create a new plan or update an existing Student Learning Plan.

Personalized Education Program: Student Learning Plan

The screenshot shows the Scholarship Portal dashboard. On the left is a navigation menu with items: Dashboard, Reimbursements, My Students, Marketplace, Recent Transactions, and Help. The main content area is titled 'Scholarship Portal' and 'Dashboard'. Under 'Action Items', there are four items: 'Update "On Hold" FES-UA Application', 'Update "On Hold" Reimbursement #2093212 for Tiffany Jones', 'Complete Student Learning Plan (24-25) for Heather Jones', and 'Upload Test Results (24-25) for Heather Jones'. The 'Complete Student Learning Plan' item is highlighted with a red box, and a blue arrow points to its right-pointing arrow. To the right is a 'My Recent Applications' section with a 'View All' link and a list of applications: '2024-2025: FTC' (ON HOLD), '2023-2024: New Worlds: Heather Jones' (SUBMITTED), '2023-2024: FTCPEP' (COMPLETE), '2023-2024: New Worlds: Spencer Jones' (COMPLETE), and '2023-2024: FES-UA' (COMPLETE). Below this is a 'My Students' section with a 'View All' link and three student profiles: Heather Jones (New Worlds Scholarship Accounts (24-25) Submitted, FTCPEP (24-25) Awarded), Tiffany Jones (FES-UA (23-24) Funded, FES-UA (22-23) Funded), and Taylor Jones (FTC-Transp (24-25) Pending). Each profile has a 'VIEW STUDENT' button.

To complete your Student Learning Plan, please log in to EMA.

On the dashboard, under the 'Action Items' column, click on the arrow to expand the box and "Complete Student Learning Plan" associated with your FTCPEP student.

Personalized Education Program: Student Learning Plan

The screenshot displays the Scholarship Portal interface for Heather Jones. The top navigation bar includes the EMA logo, the user name 'Heather Jones', and a 'PRINT AWARD ID' button. A yellow banner at the top indicates an 'Action Needed' to complete the Student Learning Plan for the 2024-2025 school year. Below this, three main action buttons are visible: 'Apply For Scholarship', 'Open Student Learning Plan' (highlighted with a red box and a blue arrow), and 'New Reimbursement'. The main content area is divided into three sections: 'Student Profile' with an 'EDIT' button, 'Current Funds Available' showing \$100.00, and 'Applications' with two entries for FTCPEP (24-25) and (23-24), both marked as 'Awarded' and 'Funded' respectively, each with a 'VIEW APPLICATION' button.

Student Profile	EDIT
Student ID	2983791
Name	Heather Jones
DOB	11/23/2014
Gender	Female
Ethnicity	Non-Hispanic or Latino
Race	White
Relationship To You	Daughter

Current Funds Available
FTCPEP
\$100.00

Applications	
FTCPEP (24-25) Awarded	VIEW APPLICATION
Award ID: 192893 ⓘ	
Program Award Amount: \$4,000.00 ⓘ	
FTCPEP (23-24) Funded	VIEW APPLICATION
Award ID: 192893 ⓘ	
Program Award Amount: \$4,000.00 ⓘ	

To start the Student Learning Plan process, click on the button indicated on the slide.

Personalized Education Program: Student Learning Plan

Scholarship Portal

Student Learning Plans

A Student Learning Plan (SLP) is a plan developed by a parent/guardian to guide instruction for their student. Florida state law requires that a Student Learning Plan be completed for a Personal Education Program (FTCPEP) student, but this tool is available to be used by students in any scholarship program. Your SLP may be used to help identify goods or services that can help address a student's learning priorities.

Please note: For FTCPEP students, a Student Learning plan is required to be created and annually updated to receive scholarship funding. There is no other action needed by you after completing a Student Learning Plan.

Step Up For Students funds FTCPEP students on a quarterly schedule. If SLP's are not received prior to the first funding distribution, students will need to wait until the following quarter to receive scholarship funds.

You can either create a new plan or update an existing Student Learning Plan.

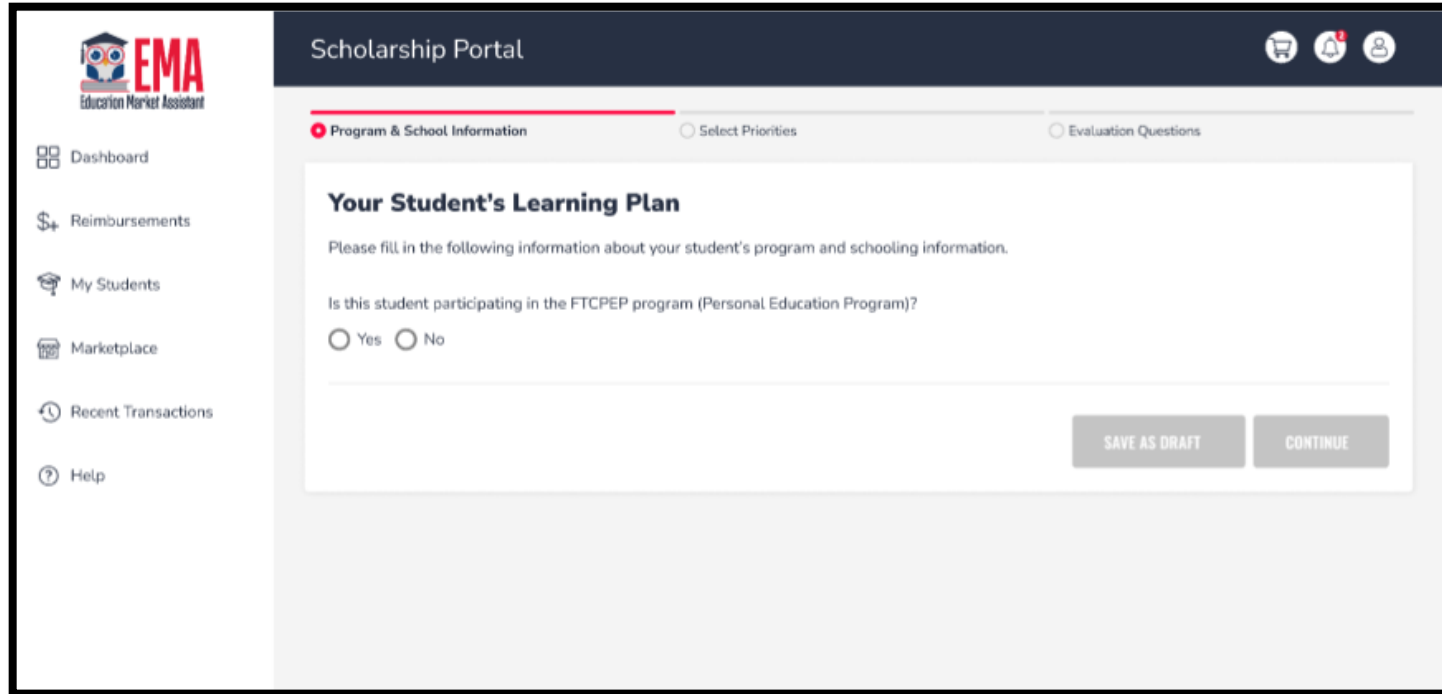
School Year:

STUDENT ID	STUDENT NAME	2024-2025	STATUS	LAST UPDATED
2002435	Heather Jones	Create	-	-
2016758	Tiffany Jones	<input type="button" value="OPEN"/>	Draft	03/10/2024

Click on the **'Create'** button to complete a new Student Learning Plan for the selected student.

You may also select the **'Open'** tab to complete a draft Student Learning Plan.

Personalized Education Program: Student Learning Plan



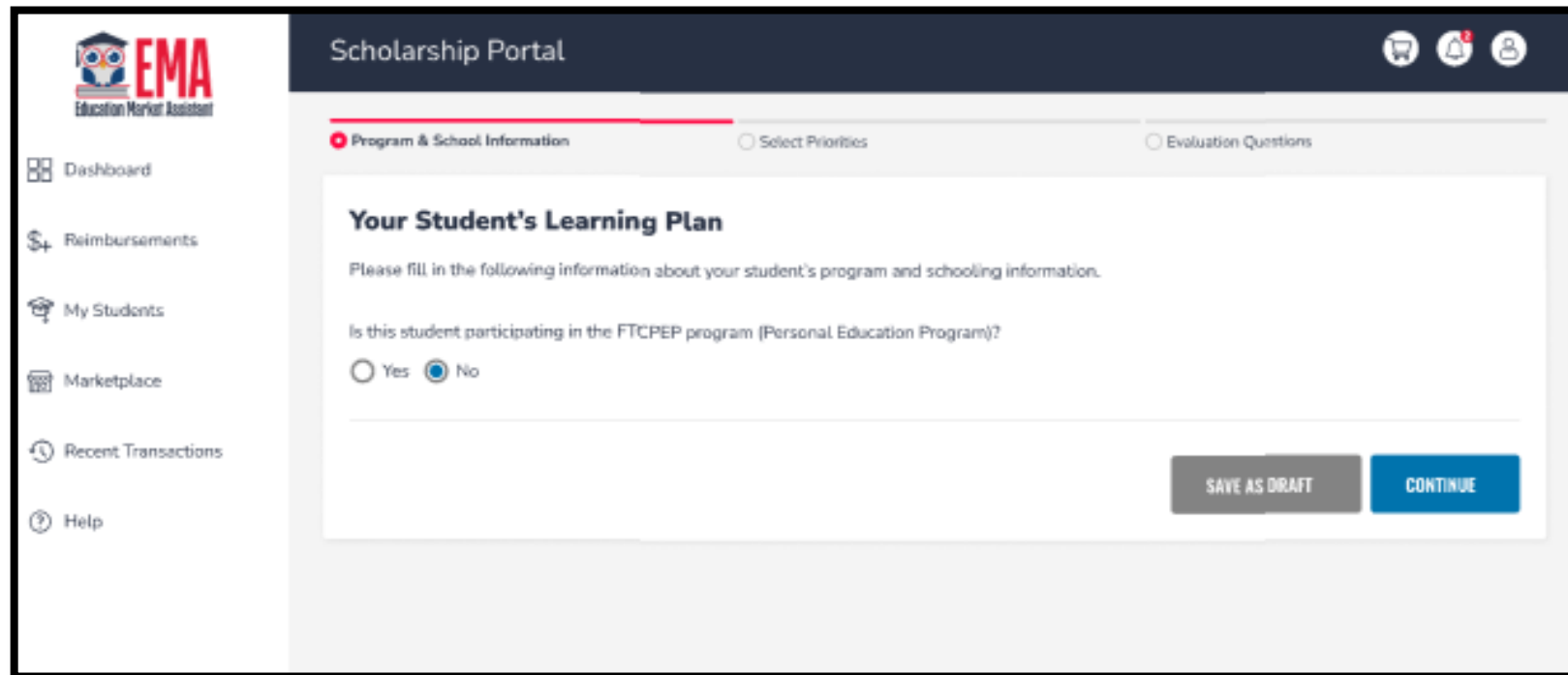
The screenshot shows a web interface for a 'Scholarship Portal'. On the left is a navigation menu with items: Dashboard, Reimbursements, My Students, Marketplace, Recent Transactions, and Help. The main content area is titled 'Your Student's Learning Plan' and includes a sub-header 'Program & School Information'. Below this, there is a question: 'Is this student participating in the FTCPEP program (Personal Education Program)?' with radio button options for 'Yes' and 'No'. At the bottom right of the form are two buttons: 'SAVE AS DRAFT' and 'CONTINUE'.

If your student participates in the FTCPEP program, please indicate 'Yes.'

If your student does not participate in FTCPEP, select 'No.'

You may still use the Student Learning Plan for your student's educational goal-setting.

Personalized Education Program: Student Learning Plan



The screenshot shows the 'Scholarship Portal' interface. On the left is a navigation menu with items: Dashboard, Reimbursements, My Students, Marketplace, Recent Transactions, and Help. The main content area is titled 'Your Student's Learning Plan' and includes a progress indicator with three steps: 'Program & School Information' (selected), 'Select Priorities', and 'Evaluation Questions'. Below the title, there is a text prompt: 'Please fill in the following information about your student's program and schooling information.' The main question is 'Is this student participating in the FTCPEP program (Personal Education Program)?' with radio button options for 'Yes' and 'No'. The 'No' option is selected. At the bottom right of the form are two buttons: 'SAVE AS DRAFT' and 'CONTINUE'.

If you select '**No**', you will proceed to select your student's current learning priorities.

Personalized Education Program: Student Learning Plan

The screenshot shows the 'Scholarship Portal' interface. On the left is a navigation menu with items: Dashboard, Reimbursements, My Students, Marketplace, Recent Transactions, and Help. The main content area is titled 'Your Student's Learning Plan' and includes the following text and form elements:

- Section: Program & School Information (selected)
- Text: Please fill in the following information about your student's program and schooling information.
- Question 1: Is this student participating in the FTCPEP program (Personal Education Program)?
 - Radio buttons: Yes (selected), No
- Question 2: Does this student intend to have direct contact with teachers at a private school's physical location at least two school days per week?
 - Radio buttons: Yes, No
- Buttons: SAVE AS DRAFT, CONTINUE

A blue information pop-up box is overlaid on the form with the following text:

Please note this does not include non-participating private schools or providers already authorized under s.1002.395 (6)(d) which includes full-time tutoring, home education instructional programs, and more.

If your student is participating in the FTCPEP program, please indicate 'Yes'.

Before initiating your next response, consider the message noted here in the blue information pop-up:

“ Please note this does not include non-participating private schools or providers already authorized under s. 1002.395(6)(d), F.S. which includes full-time tutoring, home education instructional programs, and more.”

Personalized Education Program: Student Learning Plan

The screenshot shows the 'Scholarship Portal' interface. The left sidebar contains navigation links: Dashboard, Reimbursements, My Students, Marketplace, Recent Transactions, and Help. The main content area is titled 'Your Student's Learning Plan' and includes the following sections:

- Program & School Information** (selected tab)
- Select Priorities** (unselected tab)
- Evaluation Questions** (unselected tab)
- Your Student's Learning Plan**
 - Instruction: "Please fill in the following information about your student's program and schooling information."
 - Question 1: "Is this student participating in the FTCPEP program (Personal Education Program)?" with radio buttons for Yes and No.
 - Question 2: "Does this student intend to have direct contact with teachers at a private school's physical location at least two school days per week?" with radio buttons for Yes and No.
 - Form fields: "What county is the school in?" (dropdown menu) and "What is the school name?" (text input).
 - Text area: "If this student spends at least two school days per week at a private school's physical location, please describe how the remaining instructional time, outside of the learning taking place at the private school, will be spent." with an example: "For example- the school provides a curriculum to the parent to lead the learning for the remainder of the week, on Tuesday's a private tutor instructs my child, etc." and a prompt: "Enter description of activities. For example, Mondays are for private reading lessons, and Tuesdays are for private math lessons."
 - Checkbox: "I certify that my student has enrolled in a DOE-approved PEP private school for at least two school days per week and the required information on how the remaining instructional hours will be spent in my student's learning plan is fully documented and accurate."
 - Buttons: "SAVE AS DRAFT" and "CONTINUE".

For question number two, if you select 'Yes', you will be prompted with an additional question. Please state the county the school is in and the school's name.

If the student attends a private school's physical location at least twice a week, please explain how the remaining instructional time will be spent outside of the private school setting.

For example, the school provides a curriculum to the parent/guardian to lead the learning for the remainder of the week; on Tuesdays, a private tutor instructs my child, etc.

Personalized Education Program: Student Learning Plan

Scholarship Portal

Program & School Information | Select Priorities | Evaluation Questions

Your Student's Learning Plan

Please fill in the following information about your student's program and schooling information.

1 Is this student participating in the FTCPEP program (Personal Education Program)?
 Yes No

2 Does this student intend to have direct contact with teachers at a private school's physical location at least two school days per week?
 Yes No

What county is the school in? What is the school name?

If this student spends at least two school days per week at a private school's physical location, please describe how the remaining instructional time, outside of the learning taking place at the private school, will be spent.

For example- the school provides a curriculum to the parent to lead the learning for the remainder of the week, on Tuesday's a private tutor instructs my child, etc.

I certify that my student has enrolled in a DOE-approved PEP private school for at least two school days per week and the required information on how the remaining instructional hours will be spent in my student's learning plan is fully documented and accurate.

SAVE AS DRAFT CONTINUE

Parents/Guardians will need to certify that their student has enrolled in a DOE-approved PEP private school for at least two school days per week, and the required information on how the remaining instructional hours will be spent in their student's learning plan is fully documented and accurate.

Once the parent/guardian acknowledges the certification by checking off the box, they may save the draft and return at a later time or click continue to proceed.

Personalized Education Program: Student Learning Plan

Scholarship Portal

Program & School Information | **Select Priorities** | Evaluation Questions

Your Student's Learning Plan

What are your student's current learning priorities?

The two categories below list the learning priorities families most commonly choose. You may choose up to six priorities from each category. You are not required to choose priorities from both categories. If you would like to learn more about learning priorities and other helpful tips, please click on [More Information](#).

Academic Learning Priorities (Select up to 6)	Personal Learning Priorities (Select up to 6)
<input checked="" type="checkbox"/> Language Arts ⓘ	<input checked="" type="checkbox"/> Character ⓘ
<input checked="" type="checkbox"/> Math ⓘ	<input checked="" type="checkbox"/> Decision-making ⓘ
<input checked="" type="checkbox"/> Science ⓘ	<input type="checkbox"/> Empathy ⓘ
<input checked="" type="checkbox"/> Social Studies ⓘ	<input checked="" type="checkbox"/> Grit & Resiliency ⓘ
<input type="checkbox"/> Citizenship ⓘ	<input type="checkbox"/> Health and Wellness ⓘ
<input type="checkbox"/> Visual Arts ⓘ	<input checked="" type="checkbox"/> Self-Sufficiency ⓘ ⓘ
<input type="checkbox"/> Performing Arts ⓘ	<input checked="" type="checkbox"/> Social Skills ⓘ
<input type="checkbox"/> Non-English Languages ⓘ	<input checked="" type="checkbox"/> Time Management & Organizational Skills ⓘ
<input type="checkbox"/> Career and Work Ready ⓘ	

SAVE AS DRAFT | CONTINUE

On the next page you will be asked to indicate learning priorities. Under the two category headings, choose priorities on which your child would like to focus.

You may choose up to a total of six priorities between the two categories. *You are not required choose priorities from both categories.*

For an explanation of each priority, hover your pointer over the ⓘ symbol.

Personalized Education Program: Student Learning Plan

Scholarship Portal

Program & School Information | **Select Priorities** | Evaluation Questions

Please confirm your priority selections

ACADEMIC LEARNING PRIORITIES	
1	Language Arts
2	Math
3	Science
4	Social Studies

PERSONAL LEARNING PRIORITIES	
1	Character
2	Decision-making
3	Grit & Resiliency
4	Self-Sufficiency
5	Social Skills
6	Time Management & Organizational Skills

Non-English Languages ⓘ Career and Work Ready ⓘ Time Management & Organizational Skills

Once you have selected your priorities, you may press the 'Back' button to edit your choices or click 'Confirm' to save the information.

Personalized Education Program: Student Learning Plan

Scholarship Portal

Program & School Information | Select Priorities | Evaluation Questions

Your Student's Learning Plan

Evaluating your student's progress

Periodically we will ask how your student is progressing and how satisfied you are with this progress. Your feedback is for you only. It will help you track your student's progress over time, decide if your student's learning priorities should be updated, and help you determine how to best spend your student's scholarship funds.

If you would like to learn more about each priority and other helpful tips, please click on [More Information](#).

ACADEMIC LEARNING PRIORITIES EVALUATION QUESTIONS


PERSONAL LEARNING PRIORITIES EVALUATION QUESTIONS

How proficient is your student with the following personal learning priorities?

Priorities	N/A	Not Proficient	Proficient	Very Proficient
1 Character ⓘ	<input type="radio"/>	<input type="radio"/>	<input type="radio"/>	<input type="radio"/>
2 Decision-making ⓘ	<input type="radio"/>	<input type="radio"/>	<input type="radio"/>	<input type="radio"/>
3 Grit & Resiliency ⓘ	<input type="radio"/>	<input type="radio"/>	<input type="radio"/>	<input type="radio"/>
4 Self-Sufficiency ⓘ	<input type="radio"/>	<input type="radio"/>	<input type="radio"/>	<input type="radio"/>
5 Social Skills ⓘ	<input type="radio"/>	<input type="radio"/>	<input type="radio"/>	<input type="radio"/>
6 Time Management & Organizational Skills ⓘ	<input type="radio"/>	<input type="radio"/>	<input type="radio"/>	<input type="radio"/>

How satisfied are you with your student's progress with the following personal learning priorities?

Priorities	N/A	Very Unsatisfied	Satisfied	Very Satisfied
1 Character ⓘ	<input type="radio"/>	<input type="radio"/>	<input type="radio"/>	<input type="radio"/>
2 Decision-making ⓘ	<input type="radio"/>	<input type="radio"/>	<input type="radio"/>	<input type="radio"/>
3 Grit & Resiliency ⓘ	<input type="radio"/>	<input type="radio"/>	<input type="radio"/>	<input type="radio"/>
4 Self-Sufficiency ⓘ	<input type="radio"/>	<input type="radio"/>	<input type="radio"/>	<input type="radio"/>
5 Social Skills ⓘ	<input type="radio"/>	<input type="radio"/>	<input type="radio"/>	<input type="radio"/>
6 Time Management & Organizational Skills ⓘ	<input type="radio"/>	<input type="radio"/>	<input type="radio"/>	<input type="radio"/>



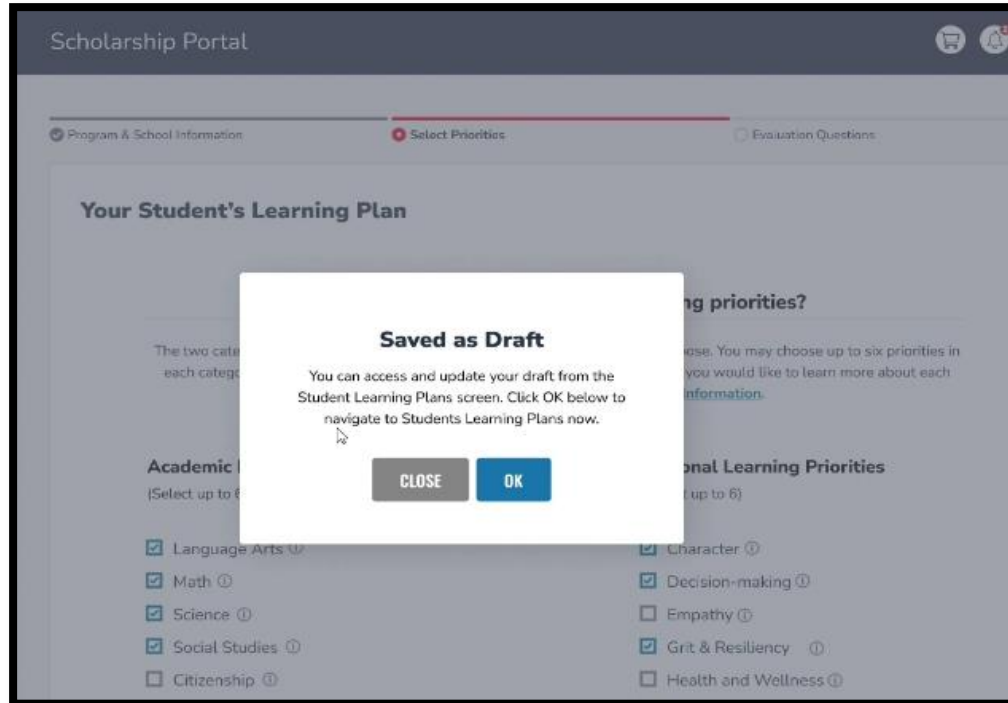
This tool is solely for you to monitor your student's growth and identify areas that may need attention. It will help you determine the best way to use your student's scholarship funds.

For an explanation of each priority, you can hover your pointer over the ⓘ symbol.

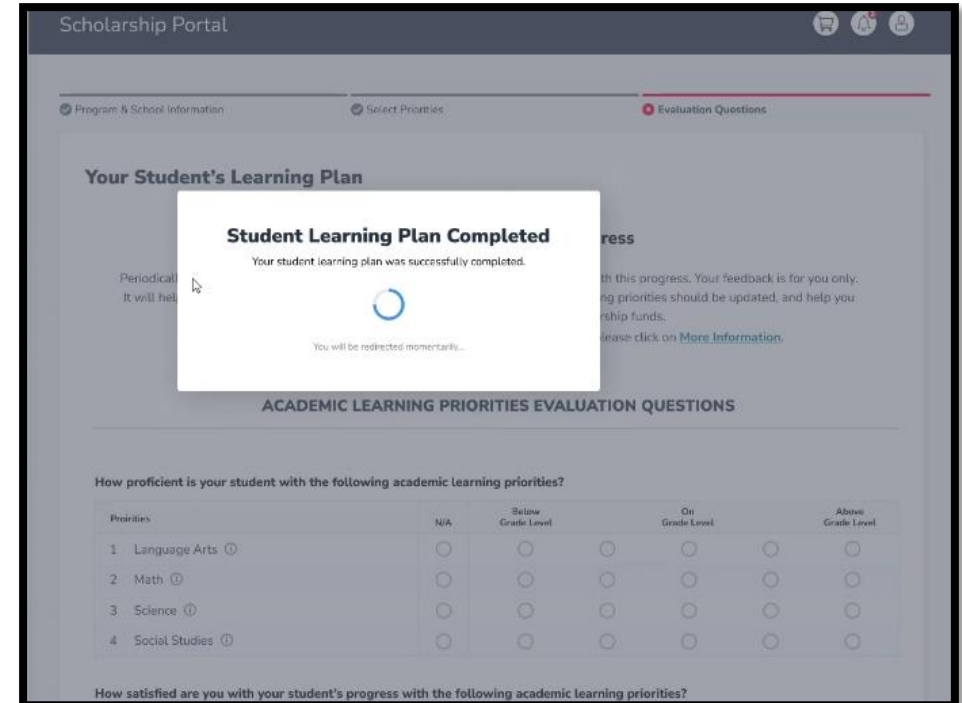
To save your choices and return to complete your SLP later, click 'Save As Draft.'

To submit your completed SLP, click 'Finish'.

Personalized Education Program: Student Learning Plan



Example: Your Student Learning Plan has been **saved** successfully. You can return to complete and submit this plan when completed.



Example: Your Student Learning Plan has been successfully **completed**.

Personalized Education Program: Student Learning Plan

Scholarship Portal

Student Learning Plans

A Student Learning Plan (SLP) is a plan developed by a parent/guardian to guide instruction for their student. Florida state law requires that a Student Learning Plan be completed for a Personalized Education Program (FTCPEP) student, but this tool is available to be used by students in any scholarship program. Your SLP may be used to help identify goods or services that can help address a student's learning priorities.

Please note: For FTCPEP students, a Student Learning plan is required to be created and annually updated to receive scholarship funding. There is no other action needed by you after completing a Student Learning Plan.

Step Up For Students funds FTCPEP students on a quarterly schedule. If SLP's are not received prior to the funding distribution, students will need to wait until the following quarter to receive scholarship funds.

You can either create a new plan or update an existing Student Learning Plan.

School Year: 2024-2025

STUDENT ID	STUDENT NAME	2024-2025	STATUS	LAST UPDATED
2002435	Heather Jones	OPEN	Completed	04/14/2024
2016758	Tiffany Jones	OPEN	Draft	03/10/2024
2016758	Taylor Jones	Create	-	-

Once you have submitted your Student Learning Plan (SLP), you will be brought back to the SLP homepage where you can view the status of your student's SLP and the last update received.

Statuses

Draft: the SLP has been started but has not yet been completed or submitted.

Completed: the SLP has been completed and submitted.

***No status** indicates that the SLP has not been created yet.*

Personalized Education Program: Student Learning Plan



Are you looking for an SLP presentation or YouTube video?

Not to worry, we have the links here for you. Just scan the QR code or click the link below the QR code.

[SLP Student Learning Plan English](#)



[SLP Student Learning Plan YouTube Video English](#)

Personalized Education Program: Student Learning Plan



[SLP Student Learning Plan
Presentation Spanish](#)



Are you looking for the
assessment upload
presentation or YouTube
video in Spanish?

Not to worry, we have the
links here for you. Just scan
the QR code or click the link
below the QR code.



[SLP Student Learning Plan YouTube Video
Spanish](#)



EMA

Education Market Assistant

**Personalized Education Program (FTCPEP)
Assessment Upload**

Important Notice

If your student was funded on the PEP scholarship in the spring of the 2023-24 school year and is continuing PEP for the 2024-25 school year, you must submit the student's 2023-24 end-of-year norm-referenced annual assessment results AND complete a new Student Learning Plan for the student.

If your student was funded on the PEP scholarship in the 2023-24 school year but switched to a different scholarship that they received funding through for the remainder of the 2023-24 school year, they are not required to submit annual assessment results or complete a Student Learning Plan for the PEP program. However, your student is still subject to any applicable testing requirements of the other scholarship program in which they participated in for the 2023-24 school year.


If your student was funded on the PEP scholarship in the 2023-24 school year but applied for and was awarded a FTC, FES-EO, or FES-UA scholarship for the 2024-25 school year, you still need to submit the student's end-of-year norm-referenced annual assessment results from the 2023-24 school year. However, you do not need to submit a Student Learning Plan for the student.

Assessment Guidance



Still need to take an assessment? It's not too late. A list of approved tests can be found at:
<https://www.fldoe.org/schools/school-choice/k-12-scholarship-programs/ftc/annual-assessment-requirement.shtml>.

Personalized Education Program: Assessment Upload



Navigate to
apply.stepupforstudents.org.

Log in using your username
and password.

Personalized Education Program: Assessment Upload

The screenshot displays the 'Scholarship Portal' for a user named Heather Jones. The left-hand navigation menu includes 'Dashboard', 'Reimbursements', 'My Students' (highlighted with a red box), 'Marketplace', 'Recent Transactions', and 'Help'. The main content area shows a 'Student Profile' for Heather Jones with fields for Student ID, Name, DOB (11/23/2014), Gender (Female), Ethnicity (Non-Hispanic or Latino), Race (White), and Relationship To You (Daughter). An 'EDIT' button is next to the profile header. A yellow banner at the top indicates an 'Action Needed' to complete the 'Student Learning Plan' for the 2024-2025 school year. Below this are three buttons: 'Apply For Scholarship', 'Open Student Learning Plan', and 'New Reimbursement'. A 'PRINT AWARD ID' button is also present. The 'Current Funds Available' section shows \$100.00 for FTCPEP. The 'Applications' section lists two awards: 'FTCPEP (24-25) Awarded' and 'FTCPEP (23-24) Funded', both with a 'VIEW APPLICATION' button. A pagination bar at the bottom shows 'From 1 to 2 of 8'.

On the student's profile, click the 'My Students' tab on the left menu of your dashboard.

Personalized Education Program: Assessment Upload

The screenshot displays the 'Scholarship Portal' interface. On the left is a navigation menu with 'My Students' highlighted. The main content area includes a 'PRINT AWARD ID' button, an 'Action Needed' alert, and buttons for 'Apply For Scholarship', 'Open Student Learning Plan', and 'New Reimbursement'. Below these are sections for 'Student Profile' (with an 'EDIT' button), 'Current Funds Available' (\$100.00), and 'Applications' (listing 'Awarded' and 'Funded' awards with 'VIEW APPLICATION' buttons). At the bottom, the 'Additional Documents' section is highlighted with a red box. It contains instructions for file uploads, a 'Test Results' sub-section with a detailed description, a 'Select Document School Year' dropdown menu (set to 'Test Results (2024-2025)'), an 'UPLOAD' button, and a 'Delete' link for the selected document. A red arrow points to the 'UPLOAD' button.

At the bottom of the page, locate the section titled 'Additional Documents.' Under this section is where you will upload your assessment data.

Personalized Education Program: Assessment Upload

The screenshot shows the Scholarship Portal interface. At the top, there is a navigation bar with the EMA logo and a 'Scholarship Portal' title. A sidebar on the left contains menu items: Dashboard, Reimbursements, My Students, Marketplace, Recent Transactions, and Help. The main content area features a 'PRINT AWARD ID' button, an 'Action Needed' alert, and three primary action buttons: 'Apply For Scholarship', 'Open Student Learning Plan', and 'New Reimbursement'. Below these are sections for 'Student Profile' (with an 'EDIT' button), 'Current Funds Available' (showing \$100.00), and 'Applications' (listing two awarded/funded applications with 'VIEW APPLICATION' buttons). The 'Additional Documents' section at the bottom contains instructions and a 'Test Results' upload area, which is highlighted with a red box. This area includes a dropdown menu for 'Test Results (2024-2025)', an 'UPLOAD' button, and a blue arrow pointing to it. A file named 'Test Results 2024-2025.pdf' is listed with a 'Delete' link.

Under the “Additional Documents” section at the bottom of the page, you can upload your assessment documents by selecting “Upload.”

You will be prompted to select the school year for which you are providing the assessment upload.

The file cannot be password protected, nor can they exceed 5 MB.

Personalized Education Program: Assessment Upload

After clicking "Upload," your file explorer/finder will open allowing you to attach the assessment documentation.

Acceptable file types are jpeg, jpg, png, and PDF.

The screenshot shows the Scholarship Portal interface. The left sidebar contains navigation options: Dashboard, Reimbursements, My Students (selected), Marketplace, Recent Transactions, and Help. The main content area is titled "Reimbursements" and features a table with columns for ID, PROGRAM, DATE, PROVIDER, AMOUNT, STATUS, VIEW, and RECEIPTS. The table lists several entries, most with a status of "Complete" and a "View Receipt" link. Below the table, there is a section for "Additional Documents" with instructions: "Please ensure that any files you are uploading are not password protected and do not exceed 5MB. Files types accepted: jpeg, jpg, png, PDF". Underneath, there is a "Test Results" section with a dropdown menu for "Select Document School Year" (currently set to "Test Results (2023-2024)") and an "UPLOAD" button. A Windows File Explorer window is open over the page, showing the "Music" folder with a file named "Step_Up" selected. The file name field at the bottom of the explorer also contains "Step_Up".

Personalized Education Program: Assessment Upload

Please Note:

EMA currently allows for one document to be uploaded for assessments. This document can be multiple pages, as long as the document is less than 5 MBs. If able, you may merge your documents into one PDF for upload. In the near future, EMA will allow families to upload up to 5 documents to accommodate uploading multiple test score documents.

Personalized Education Program: Assessment Upload

The screenshot displays the Scholarship Portal interface for a user named Padme Tester. A modal dialog box titled "Upload Successful!" is overlaid on the page. The dialog contains the following text: "You are certifying that the attached document is a copy of your student's statewide assessment or Florida Department of Education-approved nationally norm-referenced test and understand that submission of the test results is a requirement of continued program participation. A list of approved tests can be found [here](#)." Below the text is a blue "CONFIRM" button. The background shows the user's profile, application status, and a table of reimbursements.

STUDENT ID	NAME	DOB	GENDER	ETHNICITY	RACE	RELATIONSHIP TO YOU	STUDENT FLEID NUMBER
20022894	Padme Tester	01/20/15	Female	Non-Hispanic or Latino	Asian	Other Student or Child	

STUDENT ID	PROGRAM ID	DATE	PROVIDER
20022894	FTCPSP	08/05/2023	Awarded
20022894	FTCPSP	08/06/2023	Withdrawn
20022894	FTCPSP	08/06/2023	Withdrawn
20022894	FTCPSP	08/07/2023	Not Used
20022894	FTCPSP	11/29/2023	Requires Florida Online Proctored
20022894	FTCPSP	11/29/2023	Withdrawn
20022894	FTCPSP	12/13/2023	Requires Proctored Therapy

Once you have submitted the test result, you will see 'Upload Successful'. Click 'Confirm'.

Personalized Education Program: Assessment Upload

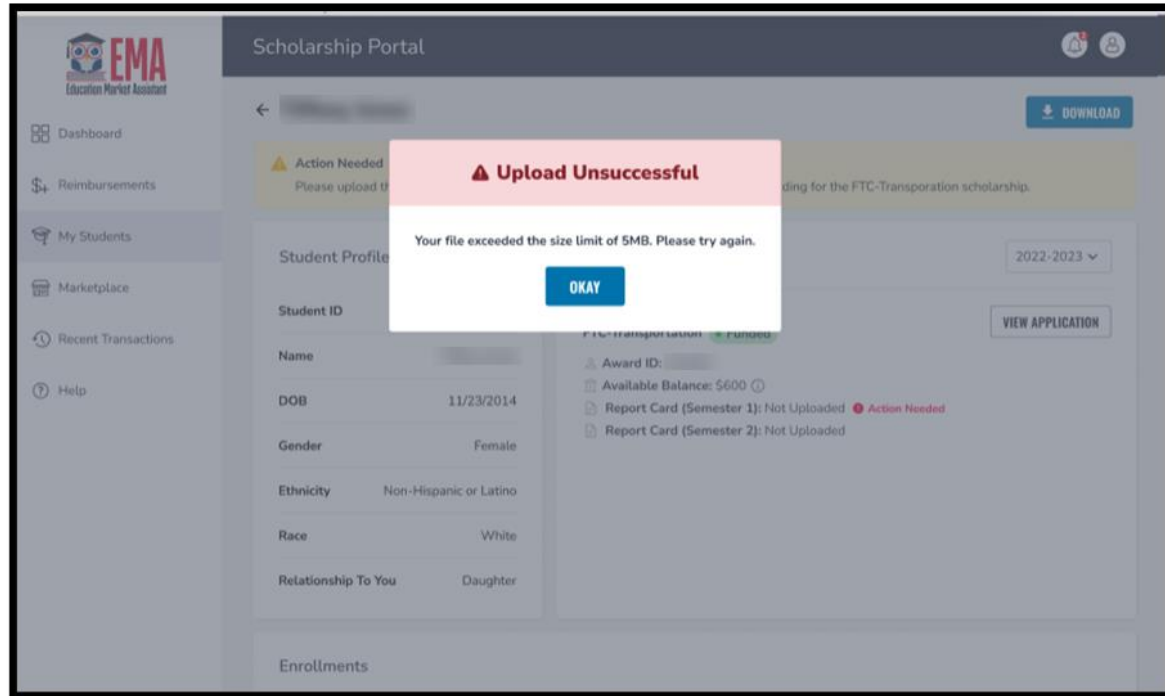
The screenshot displays the Scholarship Portal interface. At the top left is the EMA logo. The main header is 'Scholarship Portal'. A navigation sidebar on the left includes links for Dashboard, Reimbursements, My Students, Marketplace, Recent Transactions, and Help. A 'PRINT AWARD ID' button is in the top right. A yellow banner indicates an 'Action Needed' to complete the Student Learning Plan. Below this are three action buttons: 'Apply For Scholarship', 'Open Student Learning Plan', and 'New Reimbursement'. The 'Student Profile' section includes fields for Student ID, Name, DOB (4/11/2014), Gender (Male), Ethnicity (Hispanic or Latino), Race (American Indian or Alaska Native), and Relationship To You. The 'Current Funds Available' section shows \$13,331.13. The 'Applications' section lists two awards: 'FTCPEP (24-25) Awarded' with a program award amount of \$7,612.00, and 'FTCPEP (23-24) Funded' with a program award amount of \$7,369.00. The 'Additional Documents' section contains instructions and a list of documents. One document, 'Test Results (2024-2025).pdf', is highlighted with a red box, and a blue arrow points to its 'Delete' button.

Once the upload is complete, the document name should appear on the screen.

You have the option to delete a document using the red **'Delete'** button.

Personalized Education Program: Assessment Upload

If the file you are uploading exceeds 5 MB, you will receive an error message.



Here are tips to reduce the file:

- 1. Compress Images:** If your document contains images, compress them.
- 2. Remove Unused Elements:** Delete any unnecessary formatting, images, or fonts.
- 3. Save in a Different Format:** Consider saving the document in a format that uses less space, like .docx instead of .doc if you're using Microsoft Word.
- 4. Use Save Options:** In Word, use the 'Reduce File Size' option when saving.

Personalized Education Program: Assessment Upload



[Assessment Upload
YouTube Video English](#) 

Are you looking for the
assessment upload
presentation or
YouTube video?

Not to worry, we have
the links here for you.
Just scan the QR code
or click the link below
the QR code.



[Assessment Upload Presentation
English](#)

Personalized Education Program: Assessment Upload (Español)



[Assessment Upload YouTube
Video Spanish](#) 

Are you looking for the
assessment upload
presentation or
YouTube video in
Spanish?

Not to worry, we have
the links here for you.
Just scan the QR code
or click the link below
the QR code.



[Assessment Upload Presentation
Spanish](#)





When should the family notify the county of their intent to use the PEP Scholarship? If they are currently a homeschooled student with the county, do they need to withdraw from the county?

ANSWER

Answer

Yes, when the student is awarded, they must withdraw as a full-time public or private school student or terminate a home education program with their school district and enroll as a PEP student with Step Up For Students.

Refer to p. 9 of the Parent Handbook



What is the timeline for the availability of funds in the student's account?

ANSWER

Answer:

Parents/Guardians can expect to receive their student's first quarter scholarship payment in mid-August.

Unused PEP funds can roll over year-to-year. However, an SFO may not transfer funds to an account with a balance of \$24,000 or greater. If an account is inactive for two consecutive fiscal years (meaning no funds have been spent at all), the funds will be returned to the state.



What type of extracurricular classes or equipment are approved for purchase?

ANSWER

Answer

Some extracurricular classes include, but are not limited to, music, art, cooking, drama, foreign language, sewing, gardening, and programming/digital production lessons. Sports lessons in baseball, football, tennis, gymnastics, and tumbling as well as others are also options that may be paid with using scholarship dollars. Some equipment that may be purchased include, but are not limited to, individual trampoline, swim goggles, skateboard, ping-pong table, art supplies, sewing supplies, and cooking supplies. Always refer to the purchasing guide for a comprehensive list of approved purchases.



How does the hybrid option work and how do we find private schools that offer the hybrid option?

ANSWER


Answer

Regular and direct contact with teachers may be satisfied for students enrolled in a personalized education program if students have regular and direct contact with teachers at the physical location at least two school days per week and the student learning plan addresses the remaining instructional time.

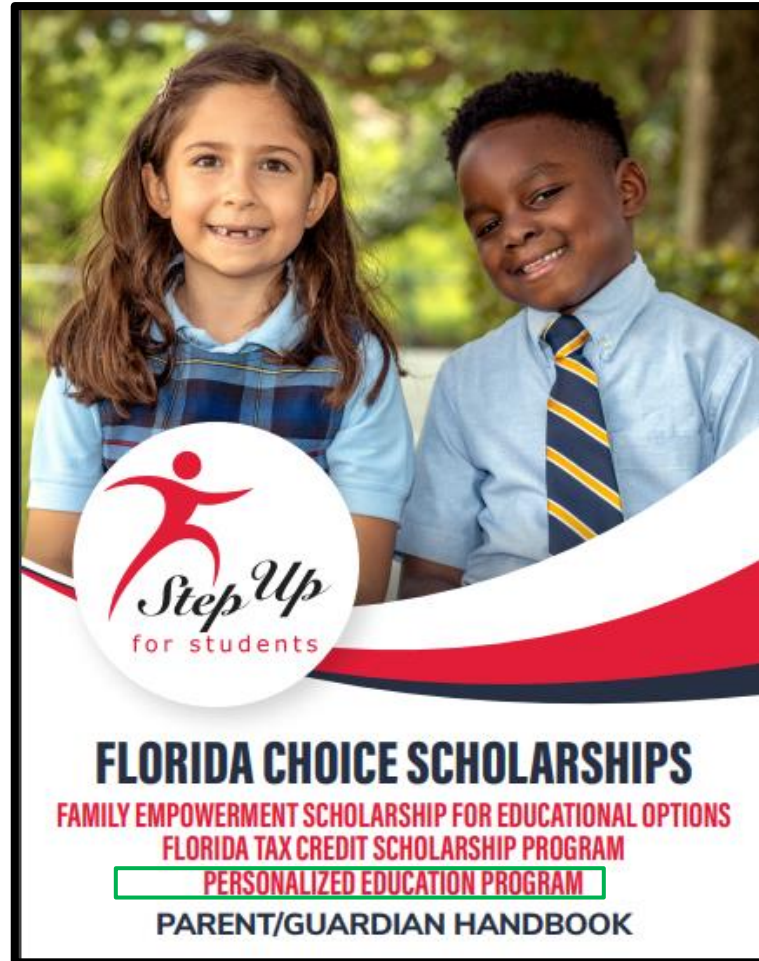
Not all schools are eligible to participate. Hybrid schools must meet state eligibility criteria and elect to participate in the program with the FLDOE. A list of hybrid schools eligible to serve PEP students can be found in the Private School Directory click the link below.

<https://www.floridaschoolchoice.org/information/privateschooldirectory/> 

Finding Information and Resources



PEP Parent Handbook



PEP Purchasing Guide

A vibrant, 3D-style graphic for 'Summer Resources'. The word 'SUMMER' is written in large, colorful, block letters: 'S' is green, 'U' is light blue, 'M' is teal, 'M' is blue, 'E' is dark blue, and 'R' is purple. A rainbow arches over the 'S' and 'U'. The letters are set against a light blue, wavy background that resembles water or clouds. A red starfish is positioned near the bottom left of the 'S'. The word 'RESOURCES' is written in bold, purple, block letters below 'SUMMER'.

SUMMER
RESOURCES

Avoiding the Summer Slide

Did you know kids can lose some academic skills and knowledge over the summer if they don't use them?



Summer Regression, or the Summer Slide, is the loss of academic skills over the summer.

Studies show that reading six books over the summer can help prevent the Summer Slide.

Find ways to keep your child's mind active during the summer months.

Summer Slide Prevention Tips

Ways to prevent Summer Slide

- Read every day, or be read to, and choose books that interest you.
- Practice math skills by playing games, doing crafts, or using math functions in daily activities.
- Find something interesting to investigate, such as a new recipe, a science experiment, or a learning adventure.
- Visit the library and participate in its fun activities, such as read-aloud or book reading challenges.



Summer Slide Prevention Resources

No time to travel? No problem – bring the world to your fingertips. Virtually visit the Smithsonian Zoo and spy on black-footed ferrets, elephants, lions, and naked mole-rats. Listen to a podcast explaining the connection between cell phones and rocks! See Dorothy's shoes. Count Carl Lewis' gold medals. The activities are endless and free!

Resources to Investigate

[Libraries and Archives in the United States](#) – Explore libraries of all kinds all over the US.

[National Park Service](#) – Learn and explore America's story through The National Parks.

[Smithsonian Institute](#) – Explore the world's largest museum investigating digital resources, learning online, and touring virtually.



Summer Slide Prevention Resources

Resources - Reading and Math (free)

[Khan Academy Kids](#) - Inspire a lifetime of learning and discovery with our free, fun educational program for children ages two to eight.

[Khan Academy Kids Summer Camp](#) - Fun summer learning program for kids ages 2-8.

[Khan Academy Kids Printables](#) - Fun educational off-screen family activities.

Resources – Reading (free)

[Khan Academy Kids Circle Time](#) - YouTube videos with interactive stories and lessons.

[Khan Academy Recommended Reading List](#) – Lists of books kids will not want to put down.

[ALSC Summer Reading List 2024](#) - Four Summer Reading lists for birth-preschool and grades K-2, 3-5 and 6-8. Contains book titles and other digital media options to keep children engaged in reading and exploring throughout the summer. Each list is available here to download for free.

[Scholastic Summer Reading Challenge](#) – A program with activities that allows kids to track their reading hours.

[16 Best Places to Download Free Audiobooks](#) – Get thousands of audiobooks – totally free, full-length downloads.



Summer Slide Prevention Resources

Resources – Math

[5 Math Games to Inspire Young Minds](#) - Educators from Education Development Center's (EDC) Games for Young Mathematicians pick five favorites.

[Young Mathematicians Games](#) – Engage kids in math while playing these fun games.

[Math Games](#) – Play math games with just a deck of cards.

Other Resources

[Tip Sheet from NCASE](#) – National Center On Afterschool and Summer Enrichment (NCASE) presents tips on how to engage your child in fun, meaningful learning activities throughout the summer.

[Camp Book It!](#) – Pizza Hut is giving away free pizza for reading over the summer.

[10 At-Home Activities](#) – Hands-on learning activities for your child.



Summer is here, get outside
to jump and cheer!



March Open House



April Open House



May Open House

**DID YOU MISS AN PEP OPEN HOUSE?
NOT TO WORRY, WE HAVE THE RECORDINGS HERE FOR YOUR REVIEW.**



**FTC/FES-EO Open House
August 1st, 2024**



**FES-UA Open House
August 15th, 2024**



**PEP Open House
August 22nd, 2024**

**LOOKING FOR ADDITIONAL OPEN HOUSES FOR FTC/EO OR PEP?
NOT TO WORRY, WE HAVE THE LINKS HERE FOR YOU JUST SCAN THE QR CODE
ABOVE.**

Subscribe to Our YouTube Channel!



SUBSCRIBE



HOME

VIDEOS

SHORTS

PLAYLISTS

COMMUNITY

CHANNELS

ABOUT



Created playlists

Sort by

2 videos

Hope WV Provider

[View full playlist](#)

1 video

Hope WV Parent

[View full playlist](#)

4 videos

Step Up Schools

[View full playlist](#)

7 videos

Step Up Parents

[View full playlist](#)

3 videos

Step Up Parent

[View full playlist](#)



Congratulations to
the Class of 2024
from all of us at
Step Up For
Students!



Contact Us

**Monday – Friday
8:00 AM – 5:00 PM ET**



Call: 877-735-7837



**Chat:
www.stepupforstudents.org**



**Thank You
For Attending
Our Webinar
Please Join Us
Our**

Upcoming Webinar

August 29th , 2024

